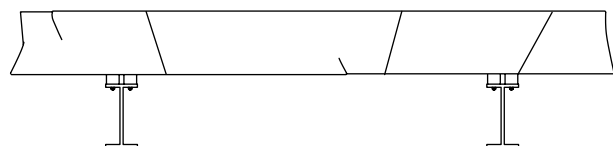
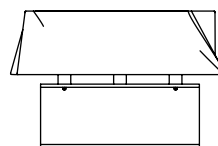


BROKEN BENCH

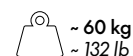


190 cm
74,8 in

43 cm
17 in



70 cm
27,6 in



~ 60 kg
~ 132 lb

Irregular slab of soft polyurethane hand finished with Guflac® supported by beams in a highly resistant plastic agglomerate.

/ Lastra irregolare in morbido poliuretano rifinita a mano in Guflac® sorretto da travi in agglomerato plastico ad alta resistenza.

BROKEN BENCH

2017
Snarkitecture

BROKEN BENCH Almost White

2024
Snarkitecture
Limited Edition 1/777

BROKEN BENCH Almost Black

2024
Snarkitecture
Limited Edition 1/77